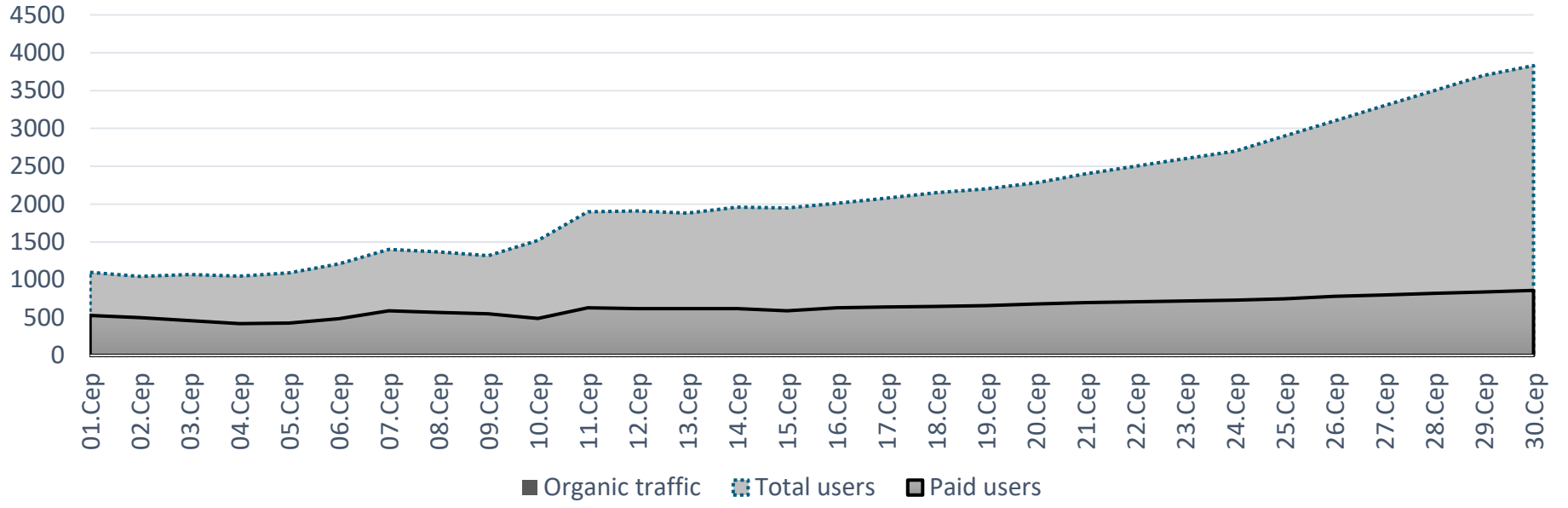




Daily Sessions







Total users
3,830
+248% (2,730)



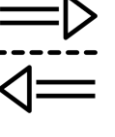
New users
2,730
+145% (1620)




User from organic traffic
2,970
+421% (2400)



User from paid traffic
860
+62% (230)



Conversions users
175
+215% (110)



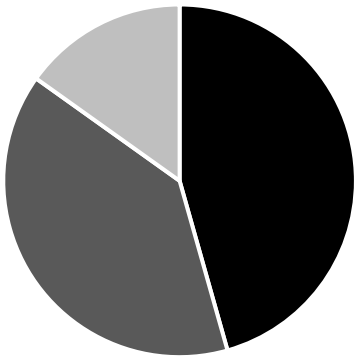
Exit rate
1530
+130% (667)

Top Landing Pages

Company name	Sessions	Engagement rate	New users	Total users	Event count
/Main Page	4,999 +99.71	44.8% -20.15%	13 +101.08%	33 +84.05%	12 +90.49%
/Customer Reviews	3,228 +228.0	50.1% +73.61%	180 +230.22%	310 +225.78%	106 +257.43%
/Case Study	2,572 +572.	282 +156.36%	110 +80.00	214 +6,179.49	79 +95.81%
/Why choose us	2,972 +97.27	14.6% +41.71%	41 +188.11%	82 +89.31%	43 +111.06%
/About us	2,775 +17,775	22.7% -45.40% 1	105 +19,414.2	140 +172.7	79 +323.40%
/Terms & Conditions	2,881 +83.81	16.1% +10.75%	94 +149.68%	180 +79.78%	95 +85.23%
/Privacy Policy	1,650 +63.50	12.1% +17.76%	153 +84.34%	390 +57.82%	74 +68.11%
/Blog	8,573.64 +573.64	59.84 -8.10%	71 +578.07%	120 +561.02%	77 +552.79%
/Contact us	6,186.19 +186.19	37.13 +2.01%	47 +183.72%	68 +176.99%	46 +194.34%
/Location	6,234.45 +23.45%	19.1% +30.03%	170 +78.95%	586 +18.86%	1,833 +30.84%

08/01/2023 - 08/31/2023

Total calls



- Total calls 229
- Total calls ans... 197
- Good lead calls 76

Franchises with Most Calls

Company name	Inbound calls	Answered	Good lead calls
West Denver - 1193 - 1193	8 +19.81%	7 +19.11%	4 +6.94%
East Baton Rouge - 1209 - 1209	10 +13.11%	9 -1.98%	7 -11.39%
Northwest Arkansas - 1176 - 1176	3 +140.28%	2 +156.36%	2 +82.86%
Jackson - 1158 - 1158	8 +4.65%	7 +13.90%	3 -14.61%
Birmingham - 1178 - 1178	7 +74.27%	5 +124.58%	2 +30.00%
East Alabama - 1213 - 1213	8 +35.44%	7 +44.71%	4 +30.00%
Washington DC - 1366 - 1366	7 +98.55%	5 +100.79%	3 +24.53%
Toledo - 1216 - 1216	5 +130.25%	4 +125.23%	1 +191.18%
Spokane - 1131 - 1131	6 +118.40%	5 +151.49%	3 +116.28%
Tampa Bay - 1062 - 1062	10 -3.26%	10 +6.02%	4 -10.20%

08/01/2023 - 08/31/2023